

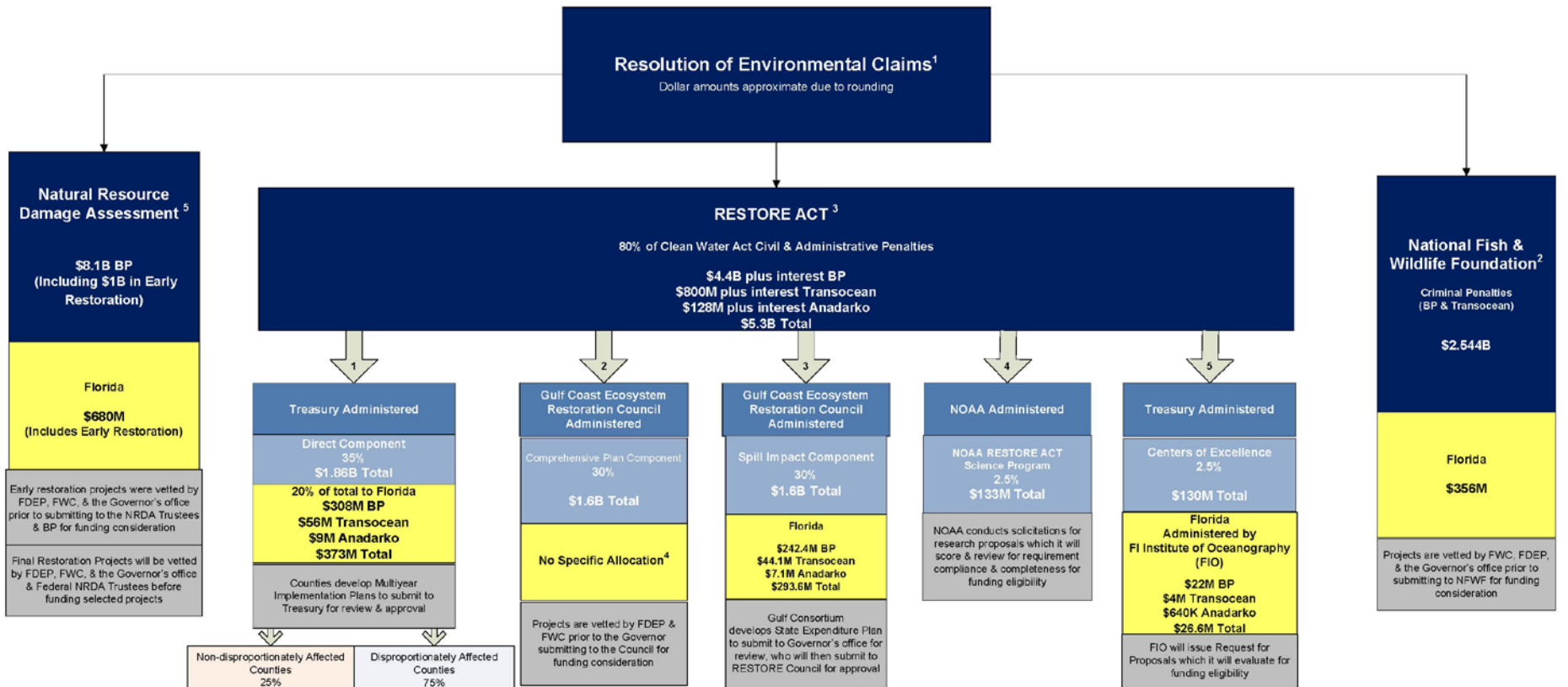
Overview of Florida's RESTORE Act State Expenditure Plan

Doug Robison, PWS
ESA Vice President



National Conference on Ecosystem Restoration
August 28, 2018

The DWH Settlement



3%	Charlotte	4,800,660	15%	Bay	42,282,800
5%	Citrus	4,363,560	25%	Escambia	70,938,000
7%	Collier	6,527,670	8%	Franklin	23,634,800
3%	Dixie	3,240,120	7%	Gulf	18,880,400
5%	Hernando	4,633,260	15%	Okaloosa	42,632,800
13%	Hillsborough	12,405,270	10%	Santa Rosa	29,391,600
4%	Jefferson	3,565,620	5%	Wakulla	13,840,400
9%	Lee	8,161,680	14%	Walton	38,393,600
4%	Levy	3,621,420			
7%	Manatee	6,332,370			
8%	Monroe	7,716,210			
7%	Pasco	6,583,470			
11%	Pinellas	10,231,860			
7%	Sarasota	6,740,640			
4%	Taylor	4,076,190			

¹ The BP funds shown for RESTORE and NRDA are based on the settlement entered on April 4, 2016, to resolve all federal & state claims against BP. The RESTORE and NRDA funds will be disbursed over a 15 year period, the first payment will occur in 2017. Furthermore, Florida will receive \$2B in economic damages (please contact State of Florida Attorney General's office for more information).

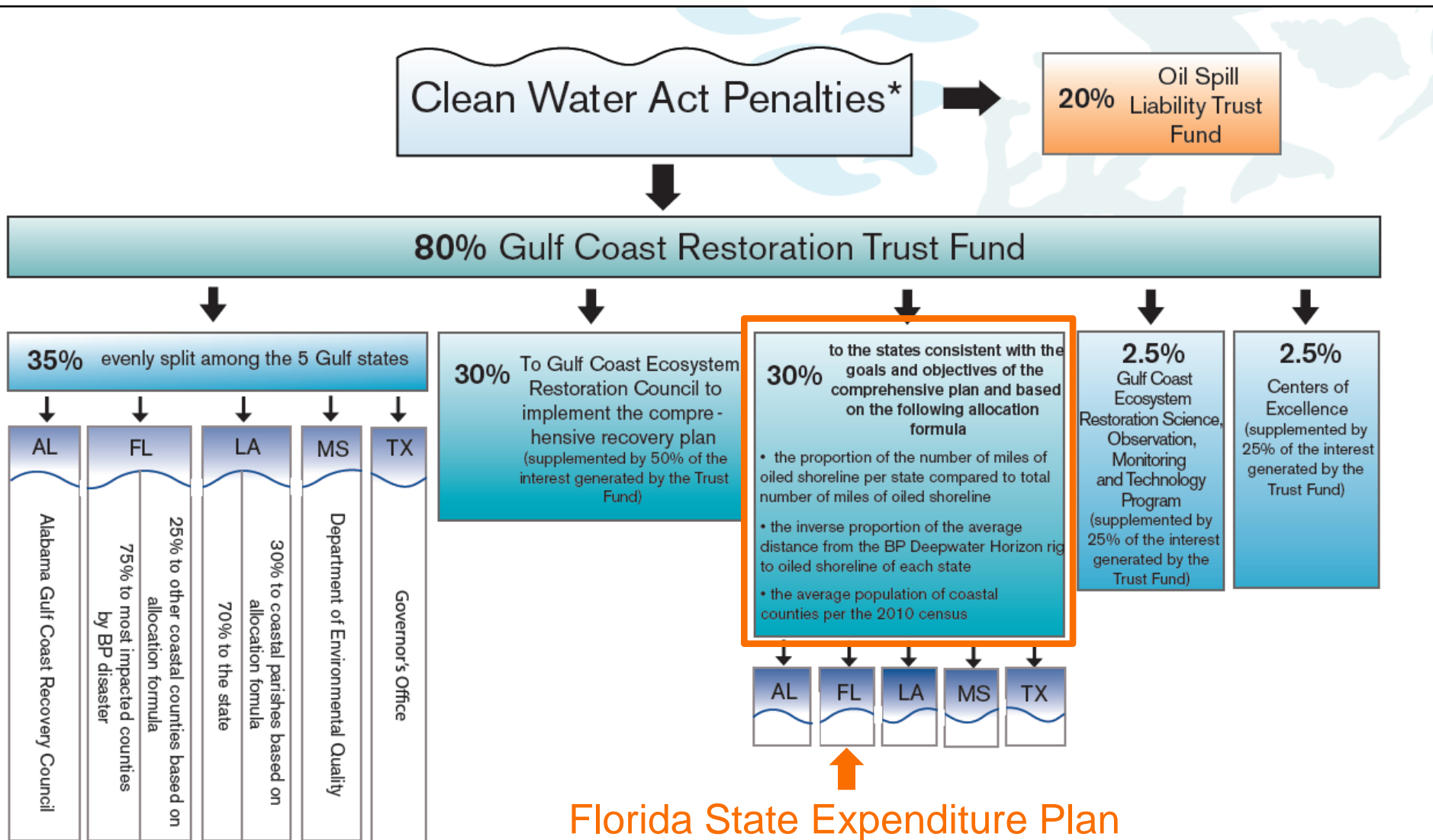
² In 2013, U.S District Court approved two plea agreements resolving certain criminal cases against BP & Transocean totaling \$4.4B. The agreements directed \$2.544B to the National Fish and Wildlife Foundation (NFWF). NFWF funds are disbursed over a 5 year period, with the majority of the payment amounts occurring in 2017-2018. NFWF funds are to be used to remedy harm and eliminate or reduce the risk of future harm to Gulf Coast natural resources that were adversely affected by the *Deepwater Horizon* oil spill.

³ Clean Water Act (CWA) civil & administrative penalties are split between the RESTORE Act (80%) and the Oil Spill Liability Trust Fund (20%). Transocean was assessed \$1B in CWA penalties, \$800M plus interest of which is in RESTORE. Anadarko was assessed \$159.5M in CWA penalties, \$128M plus interest of which is in RESTORE. BP has agreed to pay \$5.5B BP in CWA penalties, \$4.4B plus future interest will go to RESTORE. Transocean and Anadarko have already paid their penalties. RESTORE funds can be used to address economic and ecological recovery of the Gulf Coast region.

⁴ Distribution of these funds will be based on a competitive process. In the Council's \$183 M Initial Funded Priority List, about \$38 M, or 21% of the total, is allocated towards projects within or otherwise benefiting Florida.

⁵ Natural Resource Damage Assessment (NRDA) funds are to be used to restore the natural resources and the services those resources provide which were injured by the *Deepwater Horizon* oil spill.

RESTORE Act Money "Pots"



What is the State Expenditure Plan?

- By formula, Florida's share of the Spill Impact Component (Pot 3) is **\$293.6 million**
- Preparation of a **State Expenditure Plan (SEP)** is required for Florida to receive its share of Pot 3 funds
- The SEP must identify the **projects, programs and activities** that Pot 3 funds will be expended on
- The SEP must be approved by the **Gulf Coast Ecosystem Restoration Council** before implementation grants
- The Florida SEP is the **third approved SEP** – the others include LA and MS
- The **Gulf Consortium** is the entity responsible for the preparation of the Florida SEP

Gulf Consortium

- The designated entity cited in the RESTORE Act for the development of the Florida SEP
- Established in October 2012 by MOU and inter-local agreement
- Board of Directors
 - 23 voting members - elected officials from the 23 Gulf coastal counties
 - 6 non-voting members - Governor appointees
 - Meets 4-6 times per year
- Funded by county contributions and grant funds
- Governor must approve the SEP and transmit it to the Council



SEP Requirements

1. Meets one or more of the 11 eligible activities under the RESTORE Act
2. Contributes to the overall economic and ecological recovery of the Gulf Coast
3. Is consistent with the goals and objectives of the Comprehensive Plan
4. Does not use more than 25% of funds for infrastructure unless the infrastructure limitation exception is met
5. Is compatible with other State Expenditure Plans with regard to issues that cross Gulf Coast State boundaries

RESTORE Act Eligible Activities

1. Restoration and protection of the natural resources, ecosystems, fisheries, marine and wildlife habitats, beaches and coastal wetlands of the Gulf Coast region
2. Mitigation of damage to fish, wildlife, and natural resources
3. Implementation of a federally-approved marine, coastal, or comprehensive conservation management plan, including fisheries monitoring
4. Workforce development and job creation
5. Improvements to or on State parks located in coastal areas affected by the Deepwater Horizon oil spill
6. Infrastructure projects benefiting the economy or ecological resources, including port infrastructure
7. Coastal flood protection and related infrastructure
8. Planning assistance
9. Administrative costs of complying with the Act
10. Promotion of tourism in the Gulf Coast region, including recreational fishing
11. Promotion of the consumption of seafood harvested from the Gulf Coast region

SEP Requirements

1. Meets one or more of the 11 eligible activities under the RESTORE Act
2. Contributes to the overall economic and ecological recovery of the Gulf Coast
3. Is consistent with the goals and objectives of the Comprehensive Plan
4. Does not use more than 25% of funds for infrastructure unless the infrastructure limitation exception is met
5. Is compatible with other State Expenditure Plans with regard to issues that cross Gulf Coast State boundaries

What is Infrastructure?

*Infrastructure means the public facilities or systems needed to support commerce and economic development. These installations and facilities span a wide range, including highways, airports, roads, buildings, transit systems, port facilities, railways, telecommunications, **water and sewer systems**, public electric and gas utilities, levees, seawalls, breakwaters, major pumping stations, and flood gates. Infrastructure encompasses new construction, upgrades and repairs to existing facilities or systems, and associated land acquisition and planning.*

Department of Treasury

Infrastructure Limitation Exemption

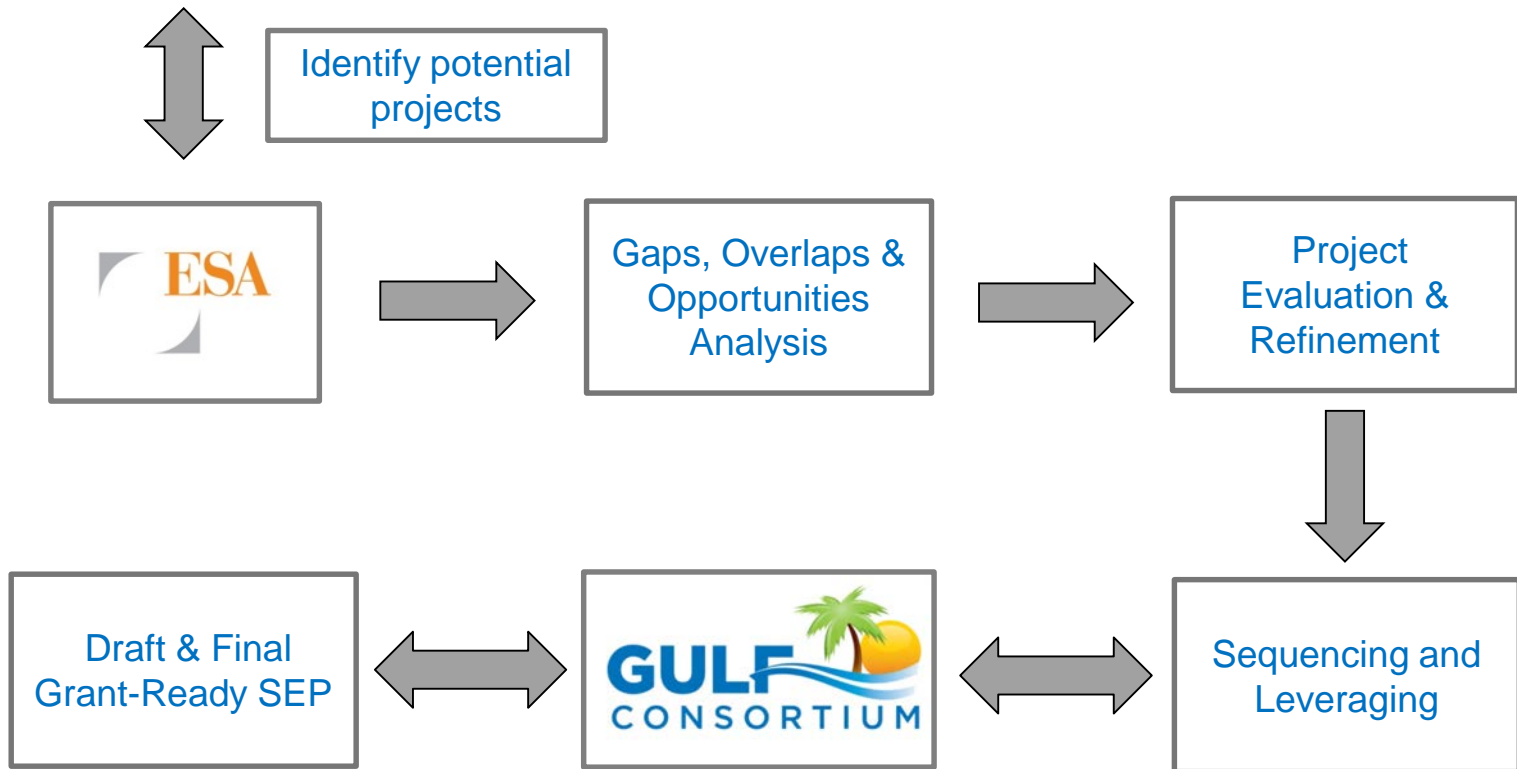
Wastewater and stormwater system upgrades are not considered to be infrastructure if their primary objective is to mitigate legacy water pollution problems



Even-Steven Funding Split and County-Driven Process

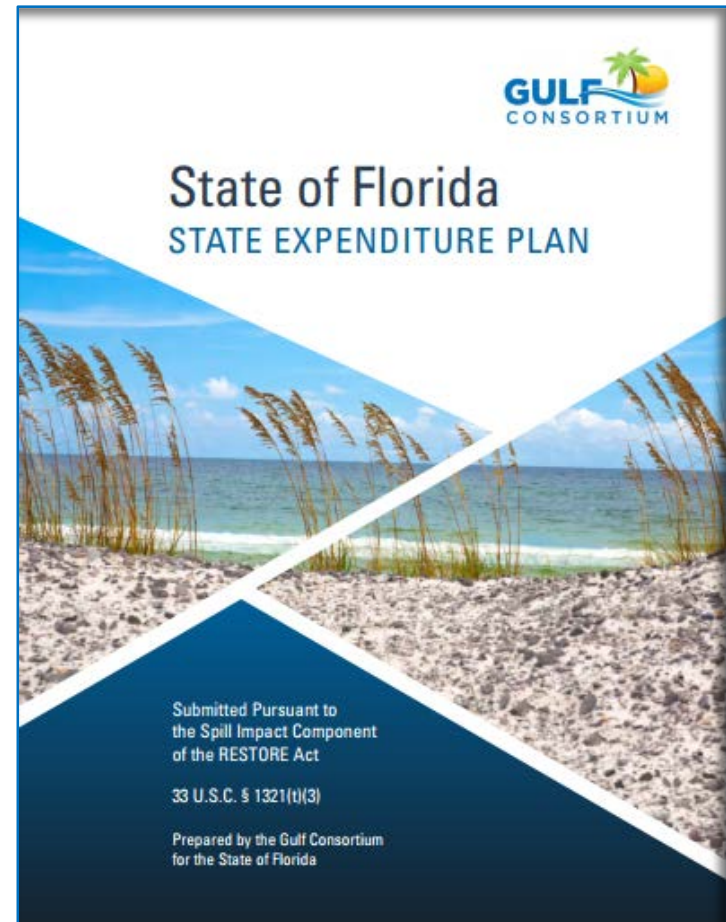


$$\text{\$290.7M} \div 23 = \underline{\text{\$12.6M per county}}$$



SEP Organization

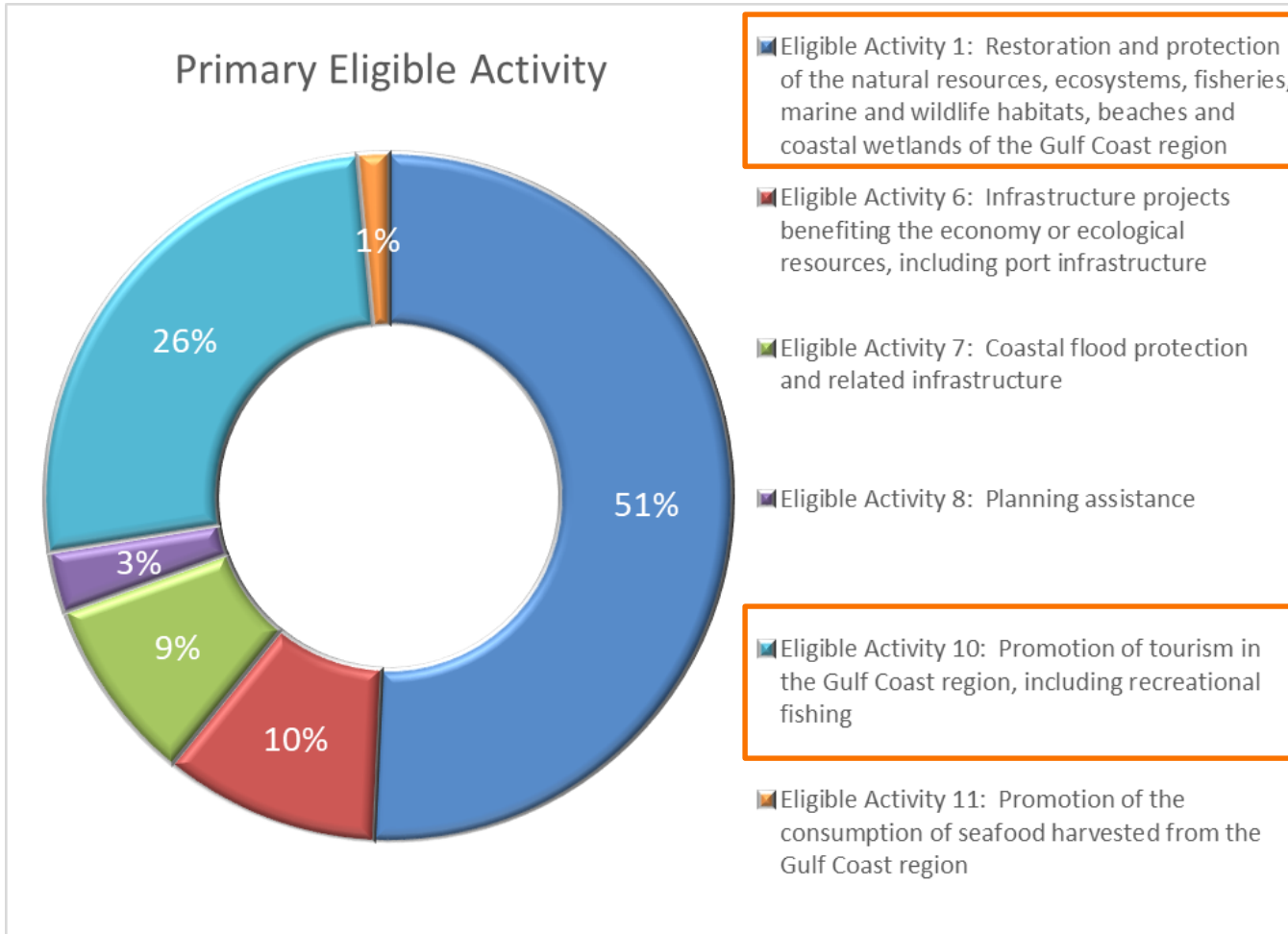
- Executive Summary
- Section I – State Certification of RESTORE Act Compliance
- Section II – Public Participation Statement
- Section III – Financial Integrity
- Section IV – Overall Consistency with Goals & Objectives of the Comprehensive Plan
- **Section V – Proposed Projects, Programs and Activities**
- Section VI – Implementation
 - Sequencing
 - Leveraging



Projects and Programs

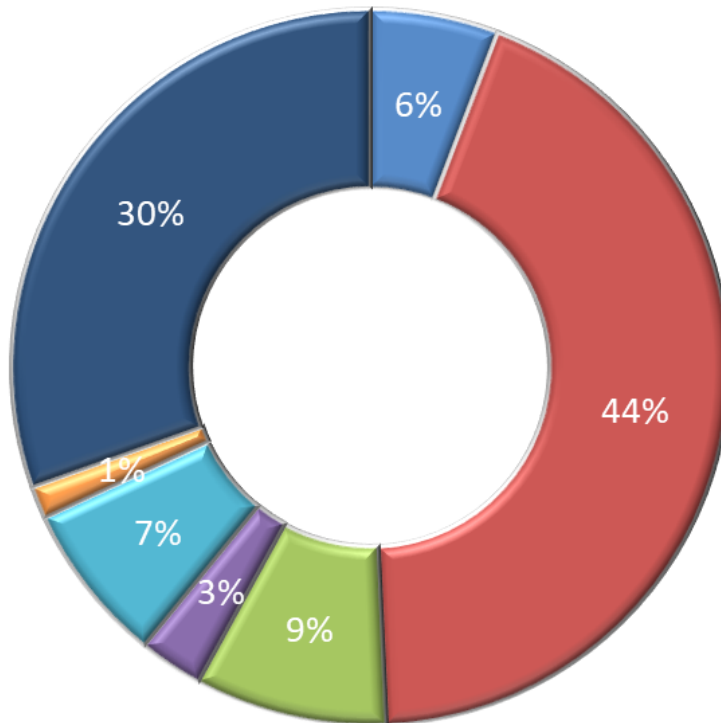
- A total of 69 projects and programs are proposed
- The term “program” refers to bundled projects that address a common goal or theme – total number of projects >80
- Total cost of all proposed projects and programs = \$630,816,530
- Total committed funding = \$439,350,635
- Balance of \$191,465,895 must be made up through leveraging
- Wide diversity of project types
 - Reflect local and regional priorities
 - Cumulatively address statewide priorities
 - **Balanced blend of environmental and economic projects**
- Well below the 25% infrastructure limitation
 - **12 projects totaling \$39,420,000 (14% of total Pot 3 allocation)**

RESTORE Act Eligible Activities



Council Objectives

Primary Council Objective



Objective 1: Restore, Enhance, and Protect Habitats

Objective 2: Restore, Improve, and Protect Water Resources

Objective 3: Protect and Restore Living Coastal and Marine Resources

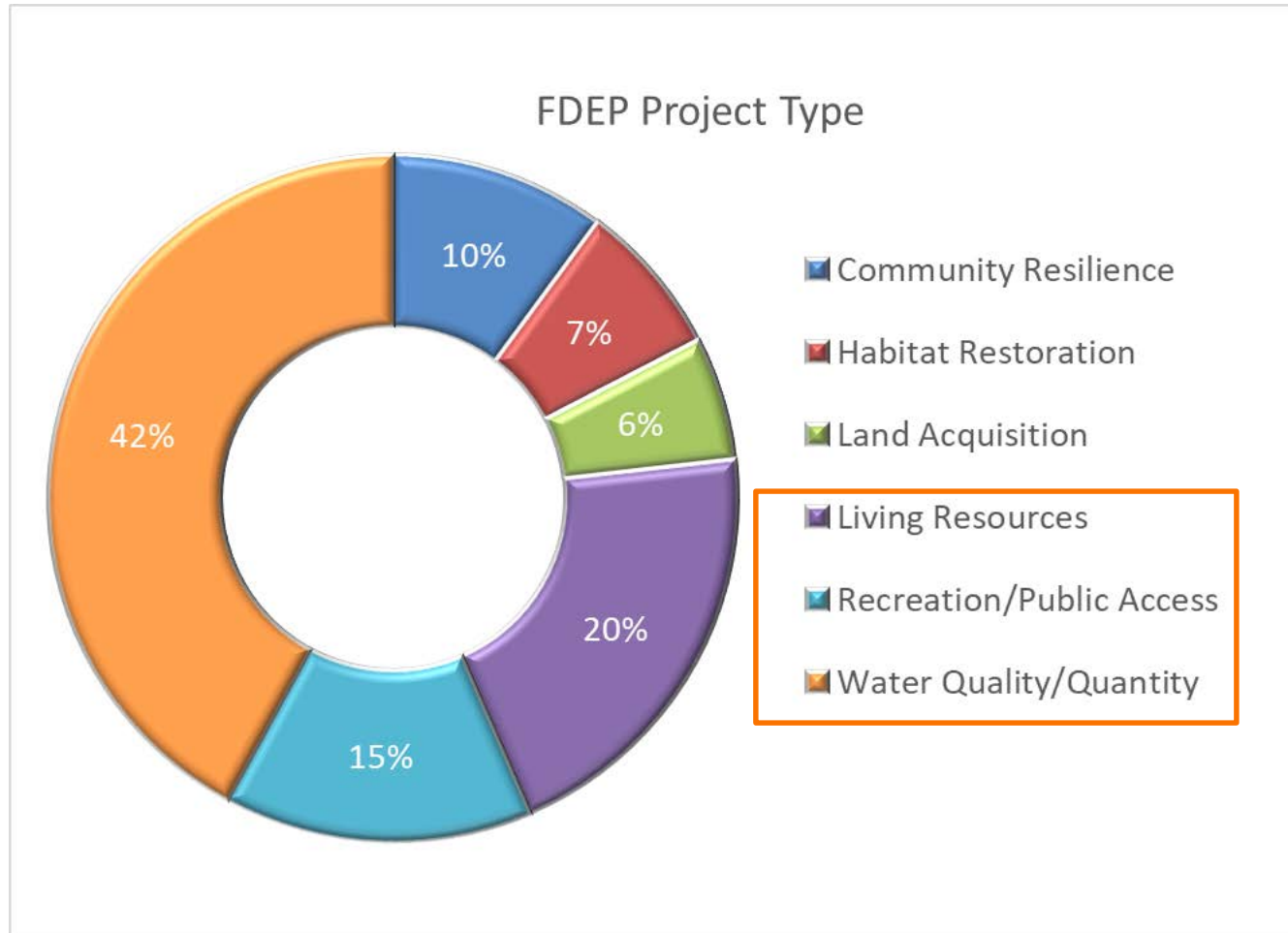
Objective 4: Restore and Enhance Natural Processes and Shorelines

Objective 5: Promote Community Resilience

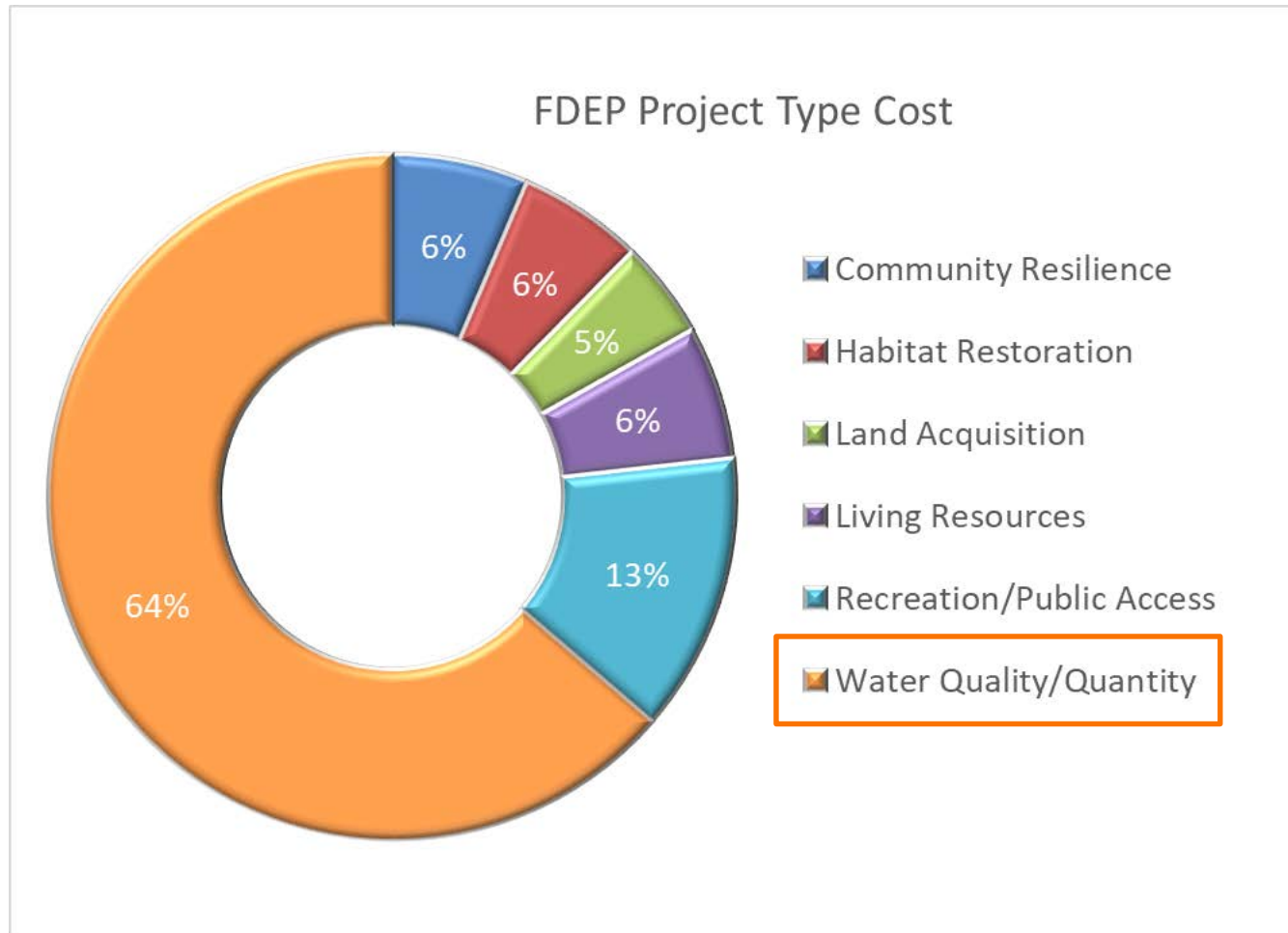
Objective 6: Promote Natural Resource Stewardship and Environmental Education

Consortium Objective 8: Restore, Diversify, and Revitalize the Gulf Economy with Economic and Environmental Restoration Projects

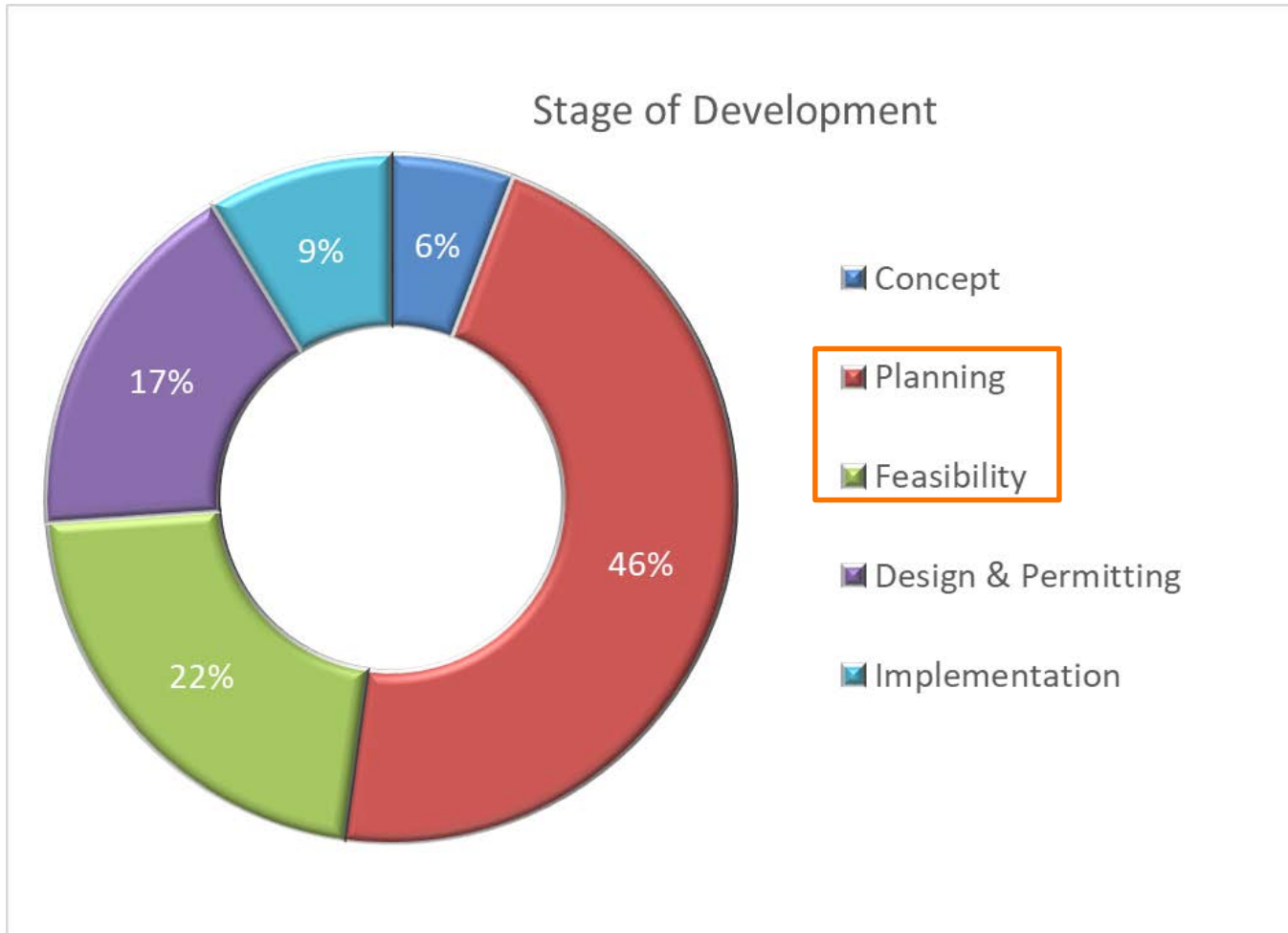
FDEP Project Types



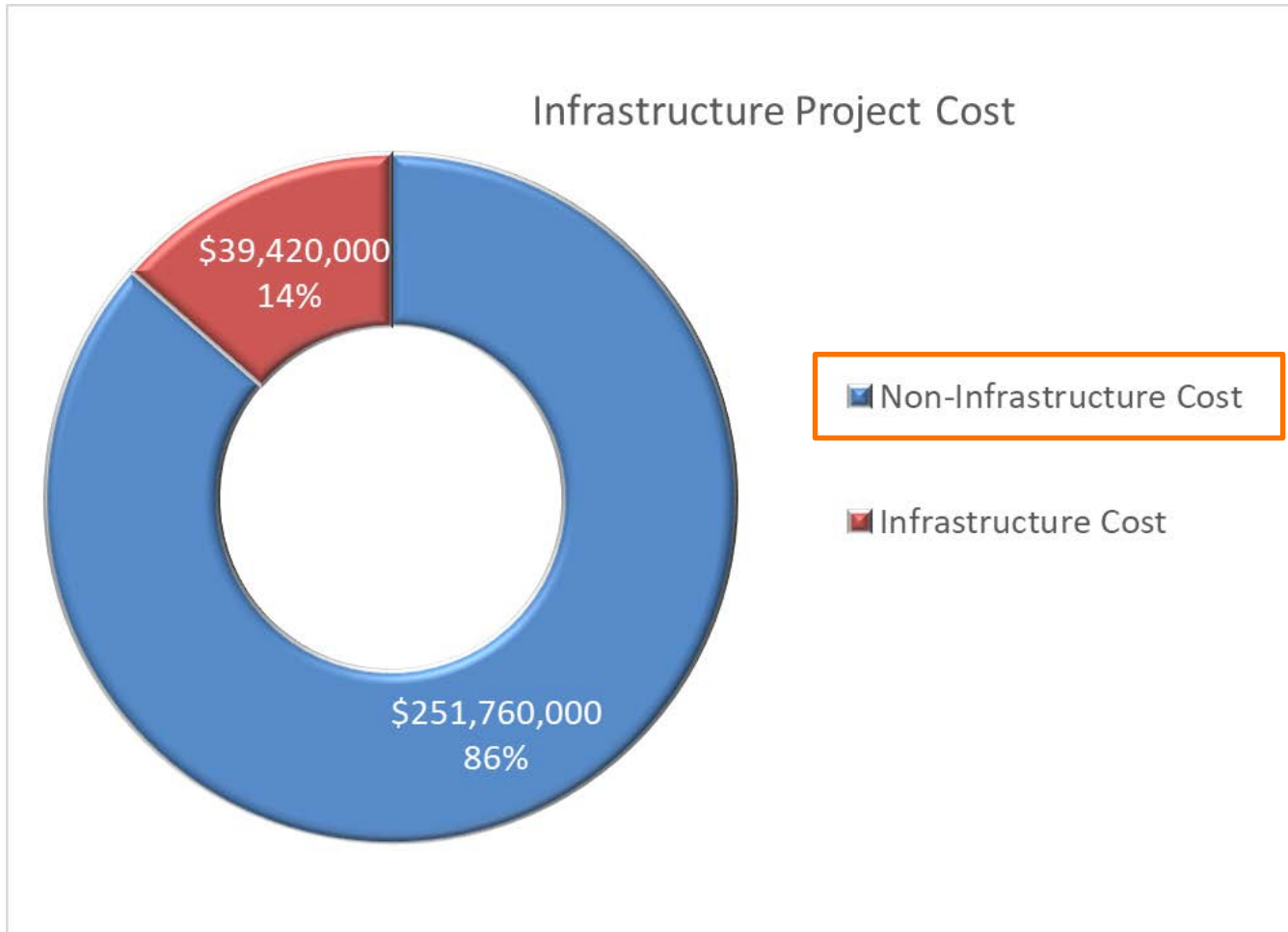
FDEP Project Type Costs



Project Stage of Development



Percent Infrastructure

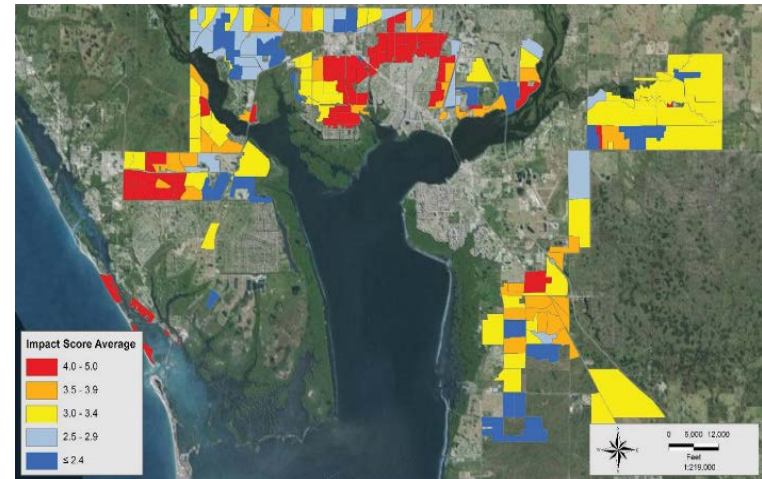


Project Examples

- Septic to sewer conversions in coastal areas
- Artificial reef development and enhancement
- Boat ramps and public access
- Habitat restoration/enhancement
 - Oyster reefs
 - Living shorelines
- Estuarine hydrologic restoration
- Contaminated sediment removal

Charlotte Harbor Septic to Sewer Conversion

- Removal of an estimated 27,000 septic tanks in dense residential areas
- Conversion to central sewer collection and advanced treatment systems
- Addresses legacy water pollution in Charlotte Harbor impaired for nutrients
- Total project cost = \$89,710,000



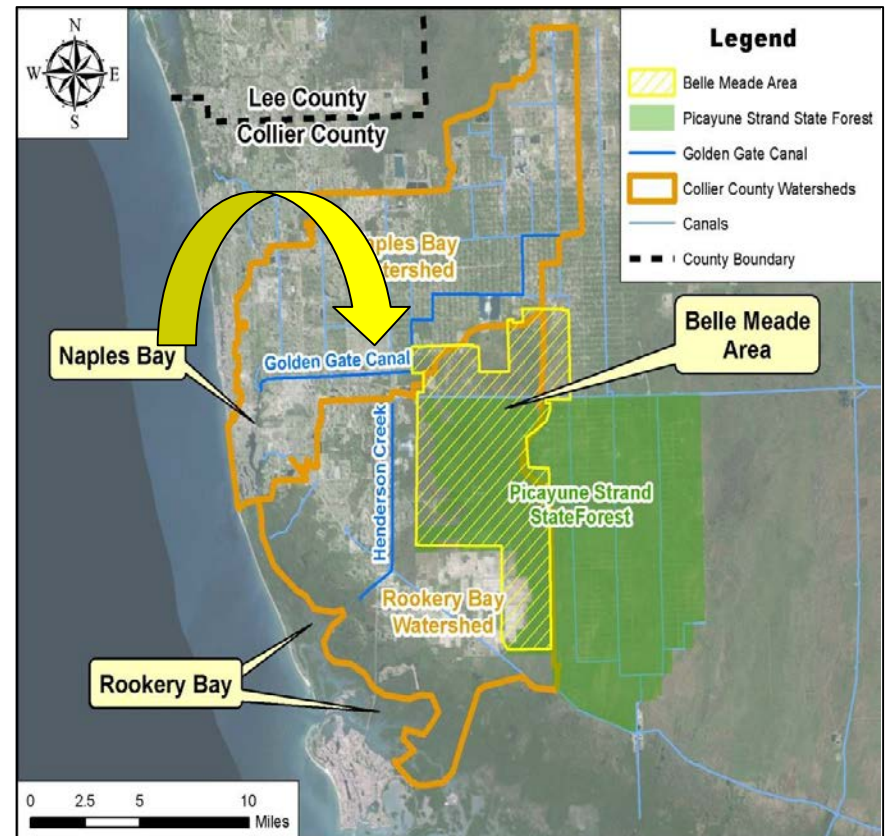
Apalachicola Bay Oyster Restoration

- Feasibility study to determine and prioritize restoration sites
- Cultch placement on existing and historic locations of oyster reefs at appropriate depths
- Pre- and post-monitoring and data collection
- Builds on previous oyster restoration project completed by FWC and FDACS (219-acre \$4.68M)
- Total project cost = \$5,000,000



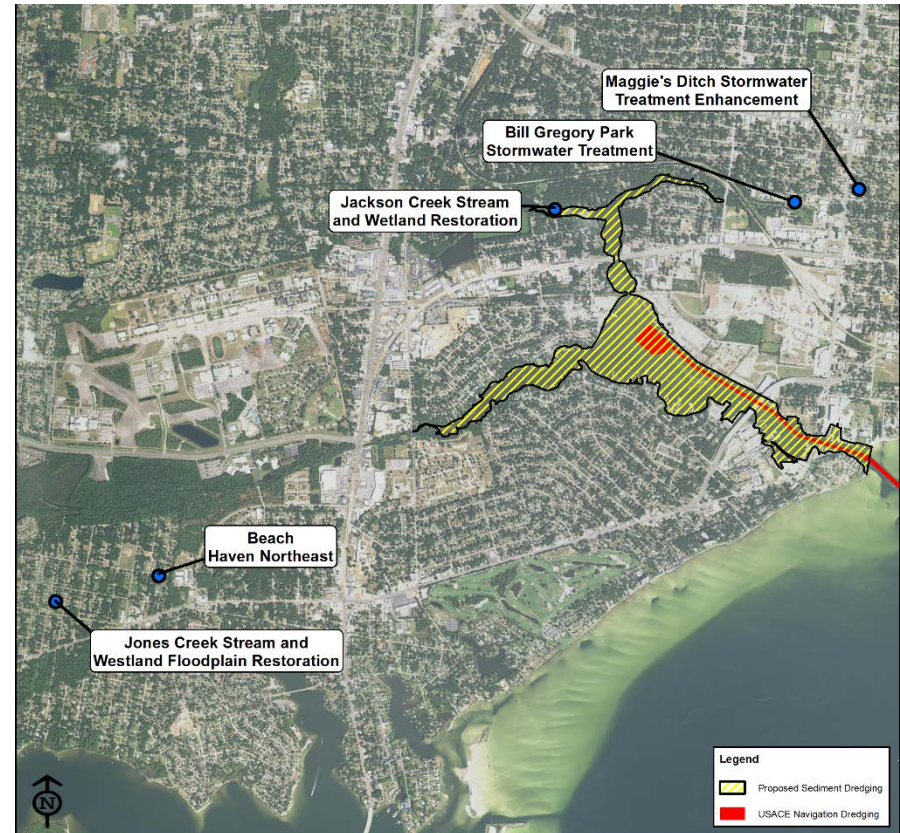
Collier County Comprehensive Watershed Improvement Project

- Hydrologic restoration to redirect flows from the Golden Gate Canal back to the Rookery Bay watershed
- Mitigates major legacy drainage impacts and associated ecological damage
- Restores more natural freshwater flows and salinity patterns in both Naples and Rookery Bays
- Enhances conditions for seagrass and oyster recovery
- Total project cost = \$32,000,000



Bayou Chico Contaminated Sediment Remediation

- Feasibility study to assess, map and quantify contaminated sediments
- Removal of approximately 1 million cubic yards of contaminated sediments
- Restoration of marshes, benthic communities and water quality
- Addresses legacy water pollution in Bayou Chico from historical industrial and municipal sources
- Total project cost = \$22,600,000



Projects Sequencing

- The term “sequencing” refers to the phasing of projects over the 15-year payout
- Sequencing goals:
 - Address urgent needs
 - Demonstrate early successes
 - Ensure that every county is making progress
- Consortium adopted a “collaborative phased allocation” approach
 - Projects implemented over four 4-year work programs
 - 2018-2021
 - 2022-2025
 - 2026-2029
 - 2030-2033
 - A county can spend its entire 4-year allocation in Year 1 of a given work program if the project is a high priority and ready for implementation

SEP Approval & Implementation

- The Florida SEP was approved by the Restoration Council on August 24, 2018
- Implementation will occur through 2032
- Each project will be require a detailed grant application submittal and rigorous grant administration
- Applicable projects must demonstrate consistency with Best Available Science
- Success monitoring required for all projects

